



Zimbabwe Stock Exchange
44 Ridgeway North
Highlands
Harare
Zimbabwe

Tel:(263-4) 886830-5

WEEKLY BULLETIN

1. INDICES

All Share Index dropped by a further 0.26% to close the week at 240.81 points and the industrial index lost 0.28% to settle at 801.38 points.

The Top 10 index was down by 0.77 % to close the week at 216.29 points whilst the mining index advanced by 0.84% to close at 344.42 points.

Date	29-Nov-2019	22-Nov-2019	% Change
All Share	240.81 points	241.44 points	-0.26%
Industrials	801.38 points	803.64 points	-0.28%
Top 10	216.29 points	217.97 points	-0.77%
Mining	344.42 points	341.56 points	+0.84%

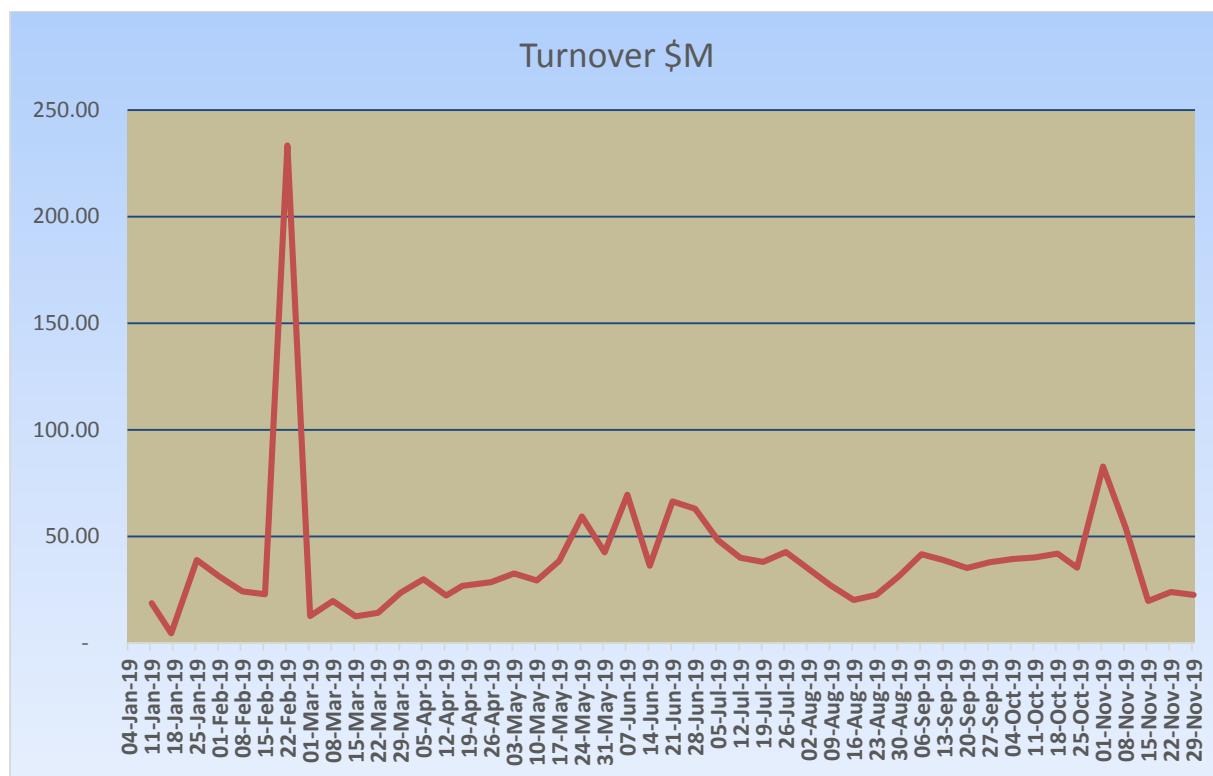
2. TURNOVER

The ZSE recorded a weekly turnover of \$22.67 million compared to \$23.96 million in the previous week.

Week ending	29-Nov-2019	22-Nov-2019	% Change
Value (RTGS \$)	22,671,789	23,956,313	-5.36%
Volume	34,841,812	38,355,740	-9.16%
Trades	510	498	+2.41%

Total volumes traded for the week were 34.84 million shares compared to 38.36 million shares traded in the previous week.

2.1 TURNOVER MOVEMENTS TO DATE

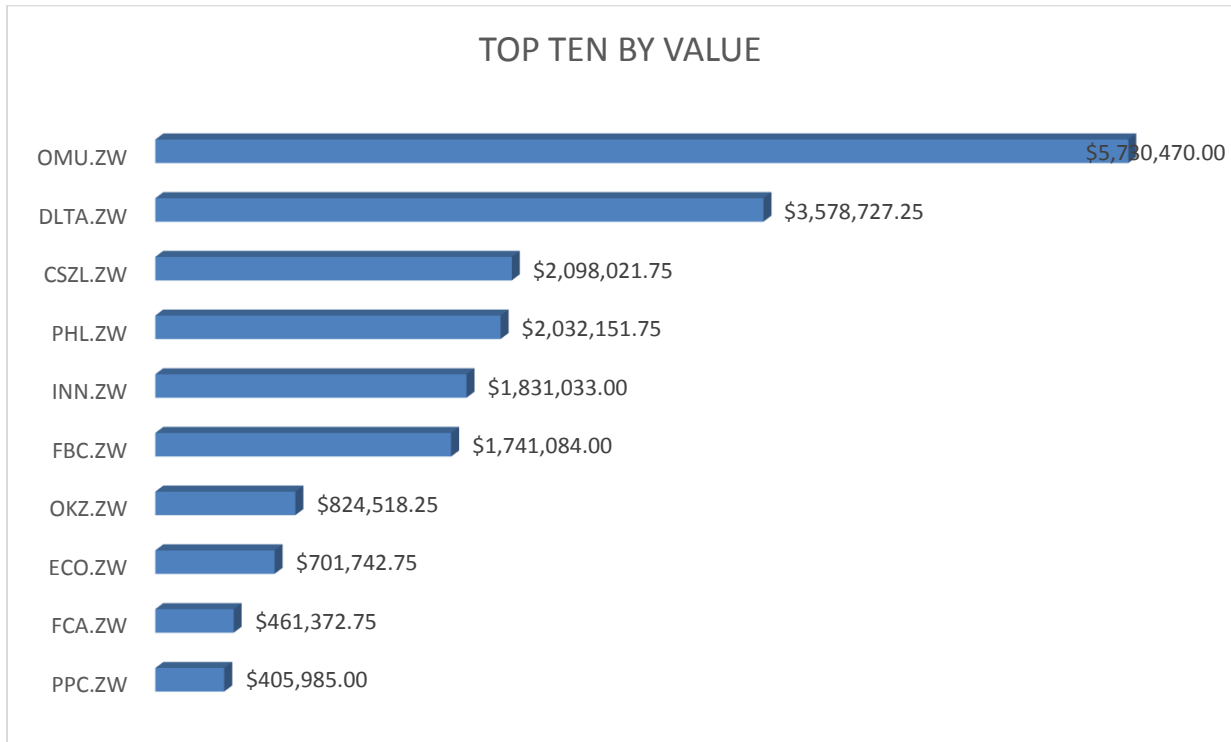


2.2 FOREIGN DEALS TRADING UPDATE

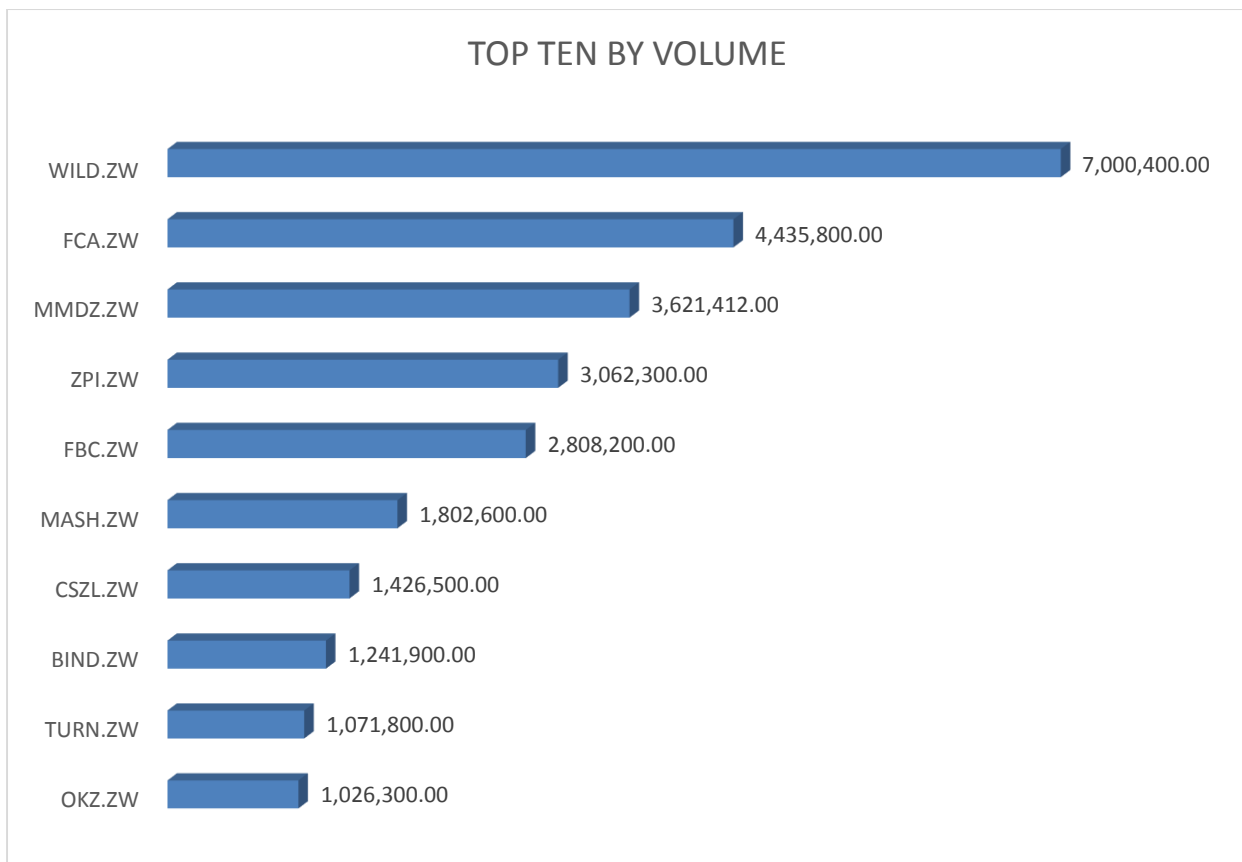
Week ending	29-Nov-2019	22-Nov-2019	% Change
Purchases	1,287,828.86	4,139,252.50	-68.89%
Sales	2,662,238.67	3,394,427.18	-21.57%
Net Purchases (Sellers)	(1,374,409.81)	744,825.32	

Foreign trades had a net sellers position of \$1.37 million for the week.

2.3 TOP TEN BY VALUE



2.4 TOP TEN BY VOLUME



3. MARKET CAPITALIZATION

The market capitalisation closed the week at \$31.23 billion from \$31.37 billion for the previous week.

Date	29-Nov-2019	22-Nov-2019	% Change
Total (RTGS \$)	31,226,279,990.90	31,367,582,672	-0.45%

4. MOVERS

The top five price movers for the week were as follows:

Symbol	29-Nov-2019	22-Nov-2019	% Change
ZPL.ZW	0.0680	0.0450	+51.1111
MSHL.ZW	0.1878	0.1550	+21.1613
WILD.ZW	0.0288	0.0240	+20.0000
AFDS.ZW	3.0000	2.6000	+15.3846
EDGR.ZW	0.1550	0.1346	+15.1560

5. SHAKERS

The worst price performers for the week were as follows

Symbol	29-Nov-2019	22-Nov-2019	% Change
DAWN.ZW	0.0600	0.0866	-30.7159
TRUW.ZW	0.0226	0.0280	-19.2857
ARIS.ZW	0.2000	0.2286	-12.5109
SIM.ZW	1.2394	1.3719	-9.6581
SACL.ZW	0.0360	0.0396	-9.0909

6. CORPORATE ANNOUNCEMENTS**DIVIDEND ANNOUNCEMENTS**

	Payment Date	Dividend Amount/share	Dividend Ex-Date	Record Date
	28 NOVEMBER 2019	3.14 ZWL cents	11 December 2019	13 December 2019

This report has been prepared by Zimbabwe Stock Exchange (ZSE) for general information purposes only. The report and its content do not constitute an offer to buy or sell any securities of any companies mentioned herein. Every effort has been made to ensure that the content is accurate, however, no responsibility or liability of any kind can be accepted by ZSE, any of its directors, employees or associates for any loss or damage whatsoever that may directly or indirectly result from any advice, opinion, information, representation or omission, whether negligent or otherwise, contained in this report. Recipients of this report shall be solely responsible for making their own independent investigation into the business, financial condition and future prospects of any companies referred to in this report.