



Zimbabwe Stock Exchange
44 Ridgeway North
Highlands
Harare
Zimbabwe

Tel: (263-4) 886830-5

WEEKLY BULLETIN

1. INDICES

All Share Index advanced by 1.75% to close the week at 238.19 points and the industrial index added 1.71% to settle at 793.43 points.

The Top 10 index was up by 1.20% to close the week at 210.93 points whilst the mining index added 3.66% to close at 324.13 points.

Date	17-Jan-2020	10-Jan-2020	% Change
All Share	238.19 points	234.10 points	+1.75%
Industrials	793.43 points	780.09 points	+1.71%
Top 10	210.93 points	208.43 points	+1.20%
Mining	324.13 points	312.68 points	+3.66%

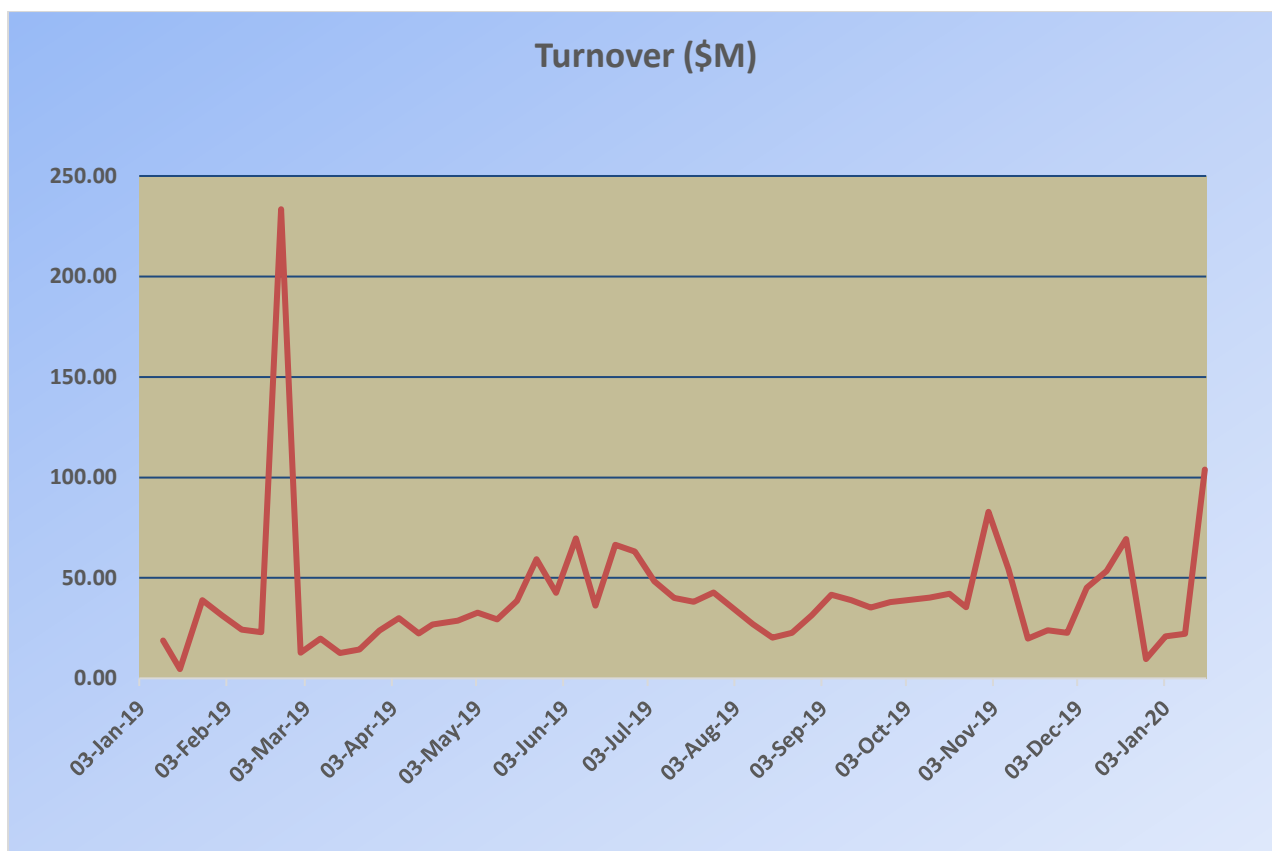
2. TURNOVER

The ZSE recorded a weekly turnover of \$103.97 million compared to \$22.25 million in the previous week.

Week ending	17-Jan-2020	10-Jan-2020	% Change
Value (RTGS \$)	103,971,416	22,247,165	+367.35%
Volume	65,483,446	14,320,000	+357.29%
Trades	488	396	+23.23%

Total volumes traded for the week were 65.48 million shares compared to 14.32 million shares traded in the previous week.

2.1 TURNOVER MOVEMENTS TO DATE

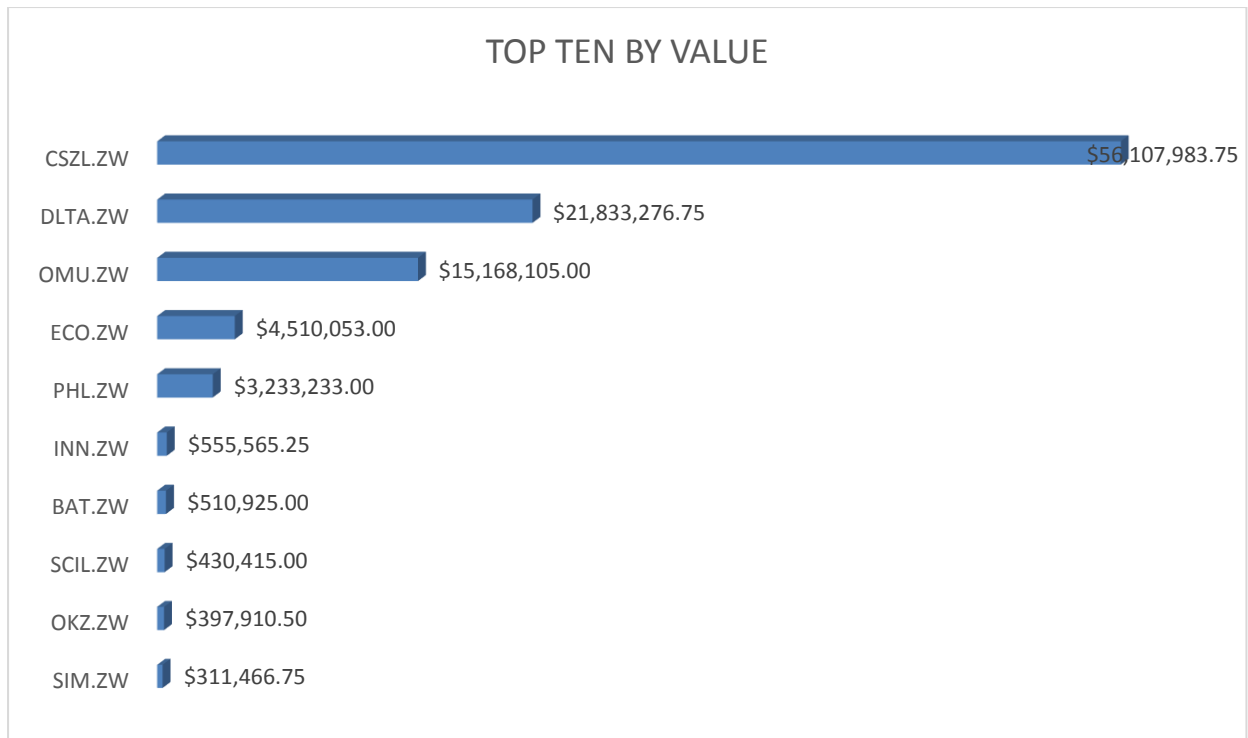


2.2 FOREIGN DEALS TRADING UPDATE

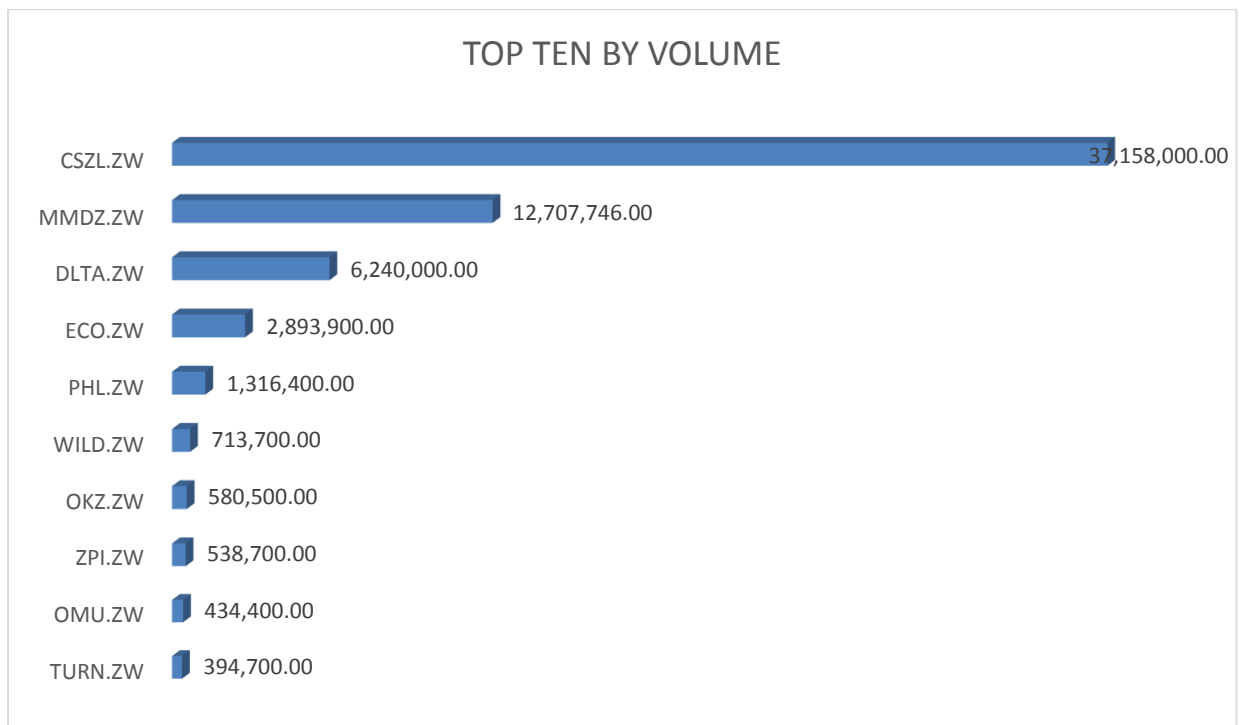
Week ending	17-Jan-2020	10-Jan-2020	% Change
Purchases	7,581,822.00	174,086.00	+4255.22%
Sales	44,042,224.11	5,255,773.90	+737.98%
Net Purchases (Sellers)	(36,460,402.11)	(5,081,687.90)	

Foreign trades had a net sales position of \$36.46 million for the week.

2.3 TOP TEN BY VALUE



2.4 TOP TEN BY VOLUME



3. MARKET CAPITALIZATION

The market capitalisation closed the week at \$30.85 billion from \$30.29 billion for the previous week.

Date	17-Jan-2020	10-Jan-2020	% Change
Total (RTGS \$)	30,853,326,277	30,294,690,130.00	+1.84%

4. MOVERS

The top five price movers for the week were as follows:

Symbol	17-Jan-2020	10-Jan-2020	% Change
PWS.ZW	0.2940	0.2000	+47.0000
WILD.ZW	0.0326	0.0255	+27.8431
DZL.ZW	0.5260	0.4275	+23.0409
EDGR.ZW	0.2160	0.1800	+20.0000
ZIMW.ZW	0.7250	0.6050	+19.8347

5. SHAKERS

The worst price performers for the week were as follows

Symbol	17-Jan-2020	10-Jan-2020	% Change
OMU.ZW	34.0146	36.0000	-5.5150
PHL.ZW	2.4500	2.4900	-1.6064

6. CORPORATE ANNOUNCEMENTS**DIVIDEND ANNOUNCEMENTS**

	Payment Date	Dividend Amount/share	Dividend Ex-Date	Record Date

This report has been prepared by Zimbabwe Stock Exchange (ZSE) for general information purposes only. The report and its content do not constitute an offer to buy or sell any securities of any companies mentioned herein. Every effort has been made to ensure that the content is accurate, however, no responsibility or liability of any kind can be accepted by ZSE, any of its directors, employees or associates for any loss or damage whatsoever that may directly or indirectly result from any advice, opinion, information, representation or omission, whether negligent or otherwise, contained in this report. Recipients of this report shall be solely responsible for making their own independent investigation into the business, financial condition and future prospects of any companies referred to in this report.