



Zimbabwe Stock Exchange
44 Ridgeway North
Highlands
Harare
Zimbabwe

Tel: (263-4) 886830-5

WEEKLY BULLETIN

1. INDICES

All Share Index eased 5.47% to close at 457.88 points for the week ended 27 March 2020 and the industrial index dropped 5.24% to close at 1 520.01 points.

The Top 10 index lost 7.64% to end the week at 372.07 points whilst the mining index was down by 15.40% to close at 676.25 points.

Date	27-Mar-2020	20-Mar-2020	% Change
All Share	457.88 points	484.37 points	-5.47%
Industrials	1,520.01 points	1,604.13 points	-5.24%
Top 10	372.07 points	402.84 points	-7.64%
Mining	676.25 points	799.36 points	-15.40%

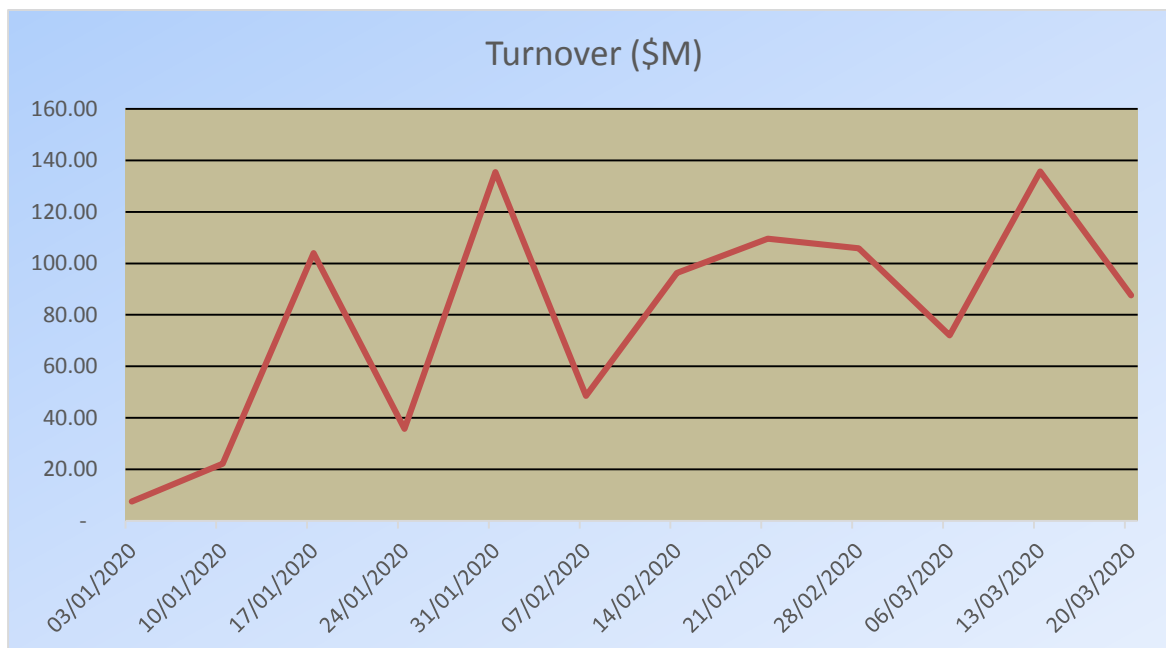
2. TURNOVER

The ZSE recorded a weekly turnover of \$118.78 million compared to \$87.54 million in the previous week.

Week ending	27-March-2020	20-March-2020	% Change
Value (RTGS \$)	118,784,201.83	87,535,470	+35.70%
Volume	40,325,100	91,357,800	-55.86%
Trades	837	724	+15.61%

Total volumes traded for the week were 40.33 million shares compared to 91.36 million shares traded in the previous week.

2.1 TURNOVER MOVEMENTS TO DATE

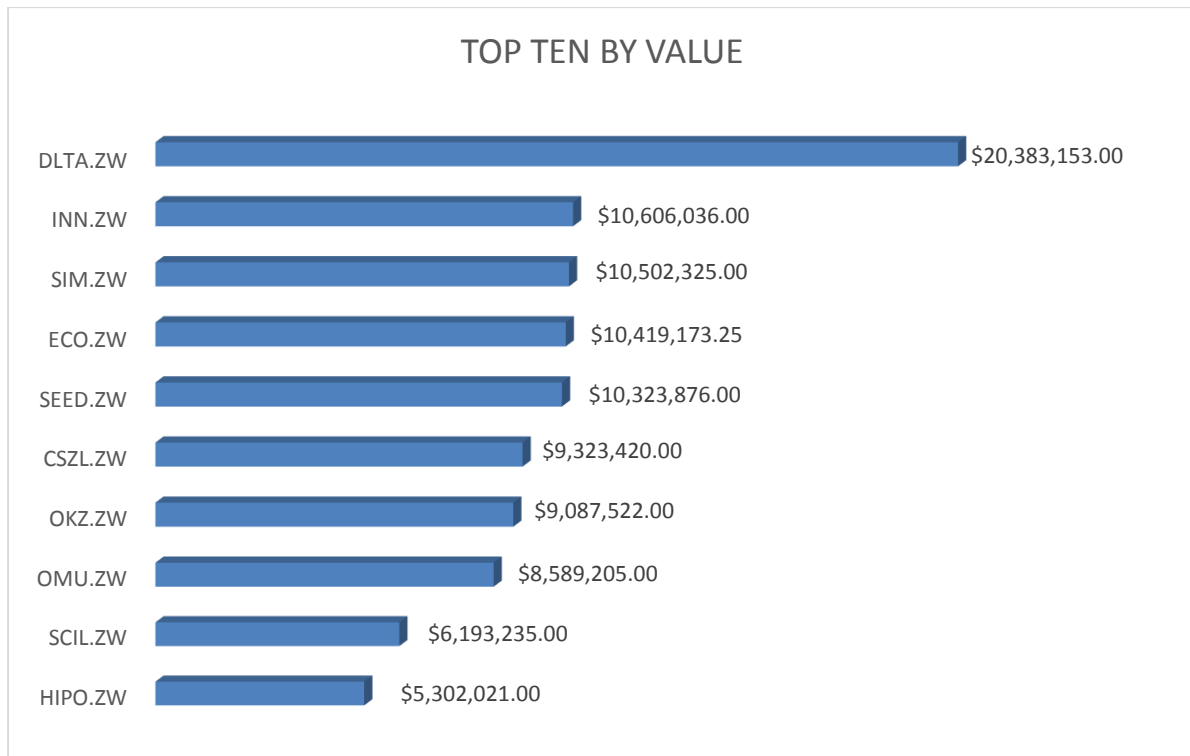


2.2 FOREIGN DEALS TRADING UPDATE

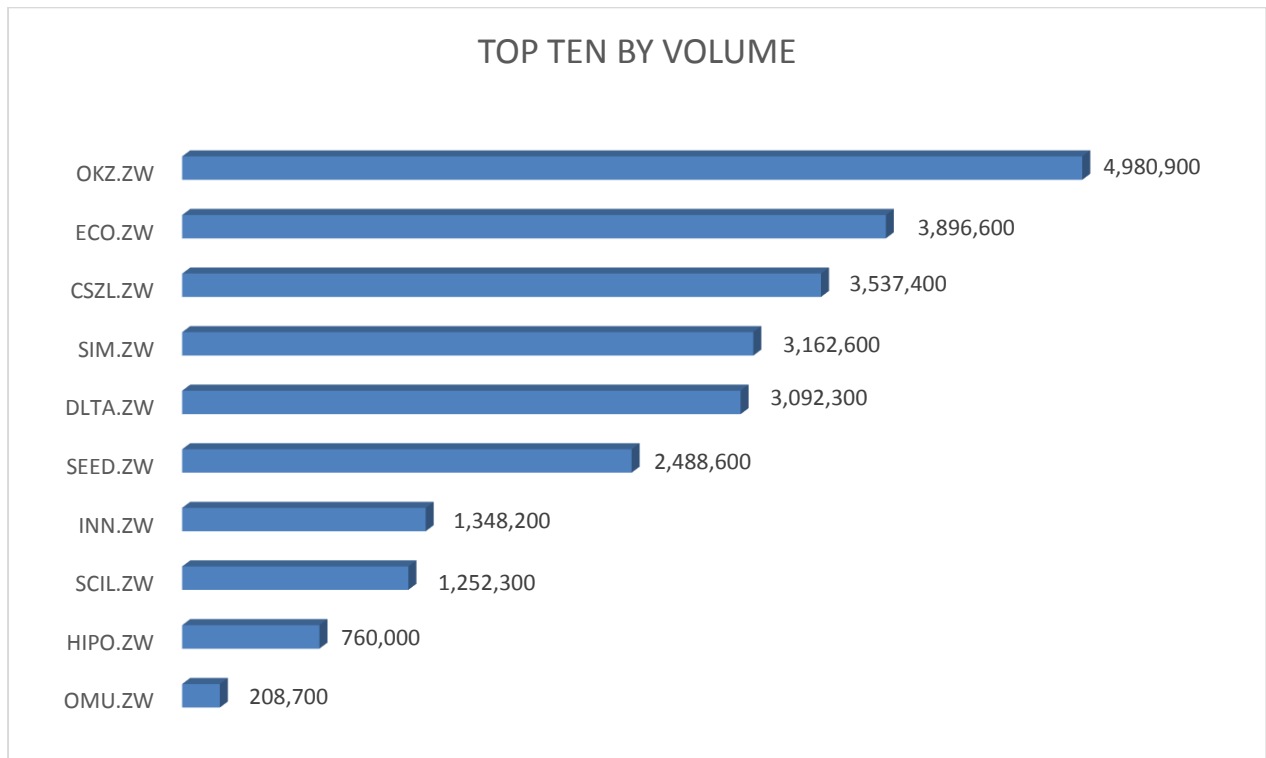
Week ending	27-March-2020	20-March-2020	% Change
Purchases	695,219.80	1,726,980.98	-59.74%
Sales	14,145,186.50	9,344,490.55	+51.37%
Net Purchases (Sellers)	(13,449,966.70)	(7,617,509.57)	

Foreign trades had a net sellers position of \$13.45 million for the week.

2.3 TOP TEN BY VALUE



2.4 TOP TEN BY VOLUME



3. MARKET CAPITALIZATION

The market capitalisation closed the week at \$58.82 billion , a 5.39% loss from the previous week.

Date	27-March-2020	20-March-2020	% Change
Total (RTGS \$)	58,817,857,049	62,171,418,410	-5.39%

4. MOVERS

The top five price movers for the week were as follows:

Symbol	27-March-2020	20-March-2020	% Change
FMP.ZW	1.0442	0.6700	+55.8507
TSL.ZW	1.8045	1.2525	+44.0719
ZPI.ZW	0.2199	0.1600	+37.4375
DZL.ZW	0.6300	0.5700	+10.5263
MSHL.ZW	0.3020	0.2743	+10.0984

5. SHAKERS

The worst price performers for the week were as follows

Symbol	27-March-2020	20-March-2020	% Change
DAWN.ZW	0.0652	0.1100	-40.7273
WILD.ZW	0.0369	0.0614	-39.9023
BIND.ZW	0.2459	0.4019	-38.8156
PWS.ZW	0.2200	0.3500	-37.1429
TRUW.ZW	0.0722	0.0956	-24.4770

6. CORPORATE ANNOUNCEMENTS**DIVIDEND ANNOUNCEMENTS**

		Payment Date	Dividend Amount/share	Dividend Ex-Date	Record Date
Innsco Africa Limited		17 April 2020	13.73 ZWL cents	01 April 2020	03 April 2020
National Foods Holdings Limited		17 April 2020	86.47 ZWL cents	01 April 2020	03 April 2020

This report has been prepared by Zimbabwe Stock Exchange (ZSE) for general information purposes only. The report and its content do not constitute an offer to buy or sell any securities of any companies mentioned herein. Every effort has been made to ensure that the content is accurate, however, no responsibility or liability of any kind can be accepted by ZSE, any of its directors, employees or associates for any loss or damage whatsoever that may directly or indirectly result from any advice, opinion, information, representation or omission, whether negligent or otherwise, contained in this report. Recipients of this report shall be solely responsible for making their own independent investigation into the business, financial condition and future prospects of any companies referred to in this report.